

Safety shut-off valve JSAV

Product brochure · GB
2 Edition 04.14




krom
schroder



- For positive pressure with over-pressure shut-off
- DN 25, DN 40: with under-pressure shut-off
- Large adjusting range for trip pressure
- Low pressure loss
- DN 25, DN 40: no purge line required
- EC type-tested and certified
- Certified by Gosstandart under Technical Regulations

Application




Controls which are connected downstream of a gas pressure regulator are secured against excess gas pressure.

If the required operating conditions are not met, the gas supply is shut off.

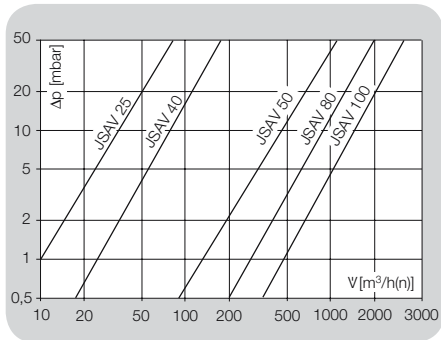
A safety shut-off valve is required in accordance with EN 746-2 for all gas pressure control systems in which the controls downstream of the gas pressure regulator are not resistant to the supply pressure.

Example of application



The JSAV protects all controls downstream of the gas pressure regulator in the gas inlet section.

Flow rate



Type code

| Code | Description |
|--------|-----------------------------------------------------------|
| JSAV | Safety shut-off valve |
| 25-100 | Nominal size |
| T | T-product |
| R | Rp internal thread to ISO 7-1 |
| N | NPT internal thread |
| F | PN 16 flange to ISO 7005 |
| A | ANSI flange |
| 40 | Inlet pressure $p_{U \max.} = 4 \text{ bar (58 psig)}$ |
| 50 | Inlet pressure $p_{U \max.} = 5 \text{ bar (72.5 psig)}$ |
| /1 | Over-pressure shut-off p_{do} |
| /2 | Over-pressure and under-pressure shut-off p_{do}/p_{du} |
| -0 | No pressure test point |
| -3 | Screw plug at the inlet and outlet |

Technical data

Gas type: natural gas, town gas, LPG (gaseous), biologically produced methane (max. 0.02 %-by-vol. H₂S) and air. The gas must be dry in all temperature conditions and must not contain condensate.

Max. inlet pressure p_U :
 JSAV 25-40: 4 bar (58 psig),
 JSAV 50-100: 5 bar (72.5 psig).

Accuracy group: AG 10.

Maintenance cycles

At least once a year, twice a year in the case of biologically produced methane.

Detailed information on this product



http://docuthek.kromschroeder.com/doclib/main.php?language=1&folderid=202040&by_class=6

Contact

www.kromschroeder.com → Sales

Elster GmbH
 Postfach 2809 · 49018 Osnabrück
 Strothweg 1 · 49504 Lotte (Büren)
 Germany
 T +49 541 1214-0
 F +49 541 1214-370
 info@kromschroeder.com
 www.kromschroeder.com

We reserve the right to make technical modifications in the interests of progress.
 Copyright © 2014 Elster GmbH
 All rights reserved.

